

Barony of Smoking Rocks

Kenning Points

July 2016

Anno Societatis L

April 25, 2016

SMOKING ROCKS BARONIAL ELECTION RESULTS:

Greetings,

It gives me great pleasure to announce the results of our Polling. You, the populace have spoken. Thank you for a successful polling.

Please send congratulations to:

**"LORD RICHARD LEVIATHAN AND
LADY Alys ATTAWATER"**

Yours in Service
Elaine Howys of Morningthorpe
Seneschal, Barony of Smoking Rocks



GREAT NORTHEASTERN WAR CAMP VIGIL TENT
FOR MISTRESS SUNNIFA HEINREKSDOTTIR JULY 9, 2016

Greetings unto the populace.

It is with great and humbled thanks that we accept your trust in us.

First off, thanks to all for a successful polling. Thanks to all who participated in this process especially to the other candidates Fergus and Sabina. They have been most gracious and remained friends with us throughout the whole thing. Alys and I feel that had things been different the Barony could not have been in better hands. For their continued friendship and support we count ourselves blessed.

Much thanks to our Seneschal Elaine for doing all the hard work of running the election.

For the next few months we will be listening and learning from the wise council of Barons both current and past to figure out what we have really gotten ourselves into.

We have date of Sept 3, 2016 for investiture and we want to make it an event for the ages. This will be a celebration of the past 3 years of excellent work done by our predecessors and an effort to set the bar very high for the next 3 years. We look forward to working with everyone to continue making the Barony of Smoking Rocks the crowning jewel of the East Kingdom.

In Humble Service,

Lord Richard Leviathan and Lady Alys Attawater



SMOKING ROCKS 40TH BIRTHDAY.



What a great event.

We have amazing people in our barony and this event showcased every single one.

I would like to thank Baroness Molly and Baron Ceawlin for being my co-autocrats for this event. They were not listed on the announcement as such, but they did just as much work, if not more than me, for this event, and it would NOT have happened without them.



But, back to the beginning. I wanted to do a Persian event. The barony agreed and they were behind me 100%. Mistress Nest organized Persian garb classes to teach anyone interested how to look the part.

Lord Rufus researched period Persian music, and Fracta Modi practiced and played gorgeous music the day of.


Baron Fergus (who put the Persian idea in my head) planned and created a mouth watering feast that left the tables groaning under the weight of culinary delights. His kitchen crew rocked it.

I would like to mention especially William Bonesetter, who gave up his Friday with the family to come to my house and spend the entire day preparing food and making the BEST naan ever. Lady Marguerite and Lady Solskinn welcomed everyone at the gate with a smile and I couldn't ask for better, or more trustworthy to welcome our guests.

At the last minute, Lady Sunnifa stepped in to run the A&S championship with grace and kindness. I think that every single person in the barony pitched in to help clean up the site in record time. I can't thank everyone of you enough for all of your hard work making my day easy and delightful.

There are SO many people that came together to make this event amazing. I had a dream and you guys made it happen. Thank you from the bottom of my heart.

Sabina



- Congratulations to Justinus on the great job he did heralding at Smoking Rocks Birthday! "Auriana Filia Germani"

Barony Birthday continued:

I wish to say thanks to the following people:

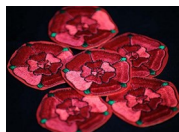


Malcolm Kroh, Daniel Denette, Rich Polymathic, Melissa Sue I am indebted to you for the time you put into making yesterday day-board and feast the success that I hope it was. The food was plentiful, Hot, on time and the chicken was cooked. My favorite part of the day was the low stress atmosphere in the kitchen along with the smells from all the spices. Last fall i had a crazy vision of a Persian feast so i raised the bar in my head of what i hoped that we could present to the populace in attendance. Not only did you folks raise that bar but you then shattered it. When it comes to Persian cooking Malcolm Kroh's talents are endless and I thank you for all that you taught me. I have wanted to work in a Kitchen with you for at least 5 years now and it finally happened. And I am Incredibly thankful. Daniel Denette- William Bonesetter your skills are truly incredible and your plating is amazing. The presentations that went out of the Kitchen were the bomb! Rich Polymathic your Paneer Marsala dish is the bomb and you are always a winning key ingredient in my Kitchen and I can never thank you enough. Melissa Sue thank you so much for the endless prep work yesterday and washing of the Dishes. To my son Justin yesterday you impressed me more than you will ever know. Between working in the kitchen with me most of the day to your First day of Heralding in court. And not just any court but a RP son you knocked it out of the park and I am very proud. Thank you for announcing the removes for me as you now how a new job when i cook. To Sabina Luttrell thank you for putting up with me once again before an event as it is never fun. To Ken Howe, Michael Perry, Thomas Davenport, Fred Frederic Carpenter, Patrick Harrington and the countless folks that made clean up quick and perfect VIVAT! I am sure that i have forgotten names and i am very sorry but my brain is not braining at this moment. To Everyone that attended I thank you .

Fergus Redemad



WAR OF THE ROSES 2016



Roses War went well this year, in spite of the beastly heat, and we are happy to report that the Confederation of the Fret alliance with Concordia is still going strong!

Thank you to Taichleach an Chomhraic mac Ualghairg (aka Talek aka Joshua McGinnis), who joined Ceawlin in representing Smoking Rocks this year. Together with the fighters of the Freehold of River Keep, they helped bring victory to York! York! York!

Congratulations to Godric inn hviti ulfr (Tom Beaudoin) on receiving his Silver Tyger!
And congrats to my dear husband, Ceawlin, on winning the Tournament of Roses!

Molly Blythe, Baroness of Smoking Rocks

REPORT SMOKING ROCKS BARONIAL ARCHERY CAPTAIN. GODRIC FITZEDMOND.

Baronial Archery Championship 2016 June 5 2016
King & Queens Archery championship in Sutton MA June 4th 2016

Let me begin by saying that as Captain of Archers for the Barony of Smoking Rocks I have never been more proud of our brave and intrepid archers than I was this weekend!! Firstly, we had 8 archers travel all the way to the wilds of Sutton MA to compete in the King & Queen's Archery Championship (although we may have had an ulterior motive to make the trip...just ask Nest). Master Li laid out a deceptively simple series of challenging shoots to bring out the best in all of us. Two of our Baronial Archers made it into a runoff for a spot in the "sweet 16" and although the competition continued without us we all had a great time!!

The next day Baroness Nest, the Newly Pelicanned, didn't disappoint as she devised a great set of challenging ends for our Baronial Championship Tournament.

Ten fearless archers braved the threat of inclement weather to Compete for the

Congratulations to Elaine Howys of Morningthorpe, our newest Baronial Champion !



CAPE COD MINI MAKERS FAIRE DEMO:

Thank you to Molly, Ceawlin, Marguerite, Elaine, Nest, Godric, and Talic for coming out to the demo at the Cape Cod Maker Faire yesterday. This morning I woke up to links to the Faire in the local section of Google News, which meant I got to see some great pictures and read articles that described "the ubiquitous people in medieval garb".

Oh, and thank you to Sile and Rufus as well! I knew I'd forget someone! Also, the official headcount at the faire was 1,400!



THE COMBAT ARCHERY PELL:

“JOHANNES FOUND THIS ARTICLE FOR OUR NEWSLETTER IN PREPARATION FOR PENNSIC 45”

By and with permission from Calin Macsalny aka as John Mackelvey

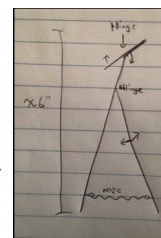
I recently built myself a Combat Archery pell of sorts, partially out of boredom but mostly because I wanted to improve my skills as an archer. So I set to work on designing it. I didn't just want the same stick on a platform covered in foam and tape that the sword n' board fighters use, I wanted something unique to a Combat Archer.

The first thing I knew it needed to be was mobile, I live in an apartment and don't have the room to practice here. Secondly I knew it would have to be stable, I didn't want it falling over every time it got hit. The last requirement was durability, I didn't want it to break after only a day of taking hits.

With these in mind I came up with a simple design that met the criteria and wouldn't break the bank. Essentially it was just 3 pieces of wood and 2 hinges. I wanted the top of the target to pivot when hit by an arrow/bolt, mostly for my own enjoyment. Who didn't like going to the shooting gallery and watching those little metal ducks fall over when hit at the carnival? Those little ducks didn't stay down, they'd reset themselves to be hit again so I decided that gravity was indeed my friend and I would just use a counter weight to bring the target head back up.

I went to my local Home Depot to retrieve supplies. First I wanted to get the wood. My local Home Depot has a "Scrap Wood" pile that they sell at a deeply discounted price so I started there. As fortune would have it I found 2 pieces of wood that I thought would be more than enough. Next stop was hardware to find some hinges. This is where a small lightbulb would go off. While looking for just the perfect hinge, I came across those spring loaded hinges and decided in quick order that these would be a better option. Yes they would be a few dollars more but I liked the spring hinge idea more than the counter weight. I still would need a regular hinge for the bracing leg, but I had one of those at home already.

With wood and spring hinge in tow I paid and headed home. The grand total of all this was less than \$20. With just a few cuts (I wanted it to be about 6' tall with the top 1' cut off for the pivoting head) and some well placed screws I finished it up in less than 2 hours. I added some horizontal pieces to the legs for additional stability and spray painted the head to make it stand out a bit from the rest.



From the side

Almost identical to my original drawing.

It's hard to see but there is a piece of green paracord near the base to prevent the bracing leg from opening up any more. What was left over from the bracing leg I cut in half to make additional leg supports.

From the front

After taking practice shots at it I realized that black was a bad choice. It blended in with the background foliage too much. Next time I'll use a brighter color, maybe a red or orange.

I purposely chose a piece of wood that was only about 8 inches wide because that's about as wide as a human head is. As any Combat archer can tell you, head shots are what we strive for. Whoever is on the receiving end is almost guaranteed to take it.

A close up of the hinges in the back

The spring hinges came 2 in a box and I decided to use both of them. After repeated hits I didn't want it starting to twist and eventually break. I'm sure the bracing leg will hold up, but only time and practice will tell.

For a moment I considered adding a small bell to the top of the support leg in the hopes that the head piece, when hit, would be pushed back far enough to hit and ring the bell. Alas the tension of the spring prevents it from falling back that far.

Supplies: Wood - 9 in x 1 in x 6 ft & 2 in x 2 in x 8 ft / **Hinges** - 2 spring hinges & 1 gate hinge

Screws - The hinges came with their own & I used four 2" screws to attach the leg supports

Rope - I just happened to have green paracord around the house / **Paint** - Totally optional, but I would suggest a bright color if you do choose to do it. This is what worked for me. None of the measurements or cuts were made with any kind of precision. It was mostly guesswork and gut instincts, but it worked.



COMBAT ARCHERY ARTICLE CONTINUED:

Is how you're practicing going serve you well on the battlefield?

- **Are you practicing in armor?** Wearing armor will change the way you fire your bow/crossbow. Most archers are taught to use your chin or cheek as an anchor point, a place to repeatedly draw your arrow back to give you a more consistent aim. When you're on the battle field you can't use those anchor points because your helmet makes that impossible. Now you have to anchor 1-2 inches away from where you practiced. Are you practicing in the elements? July & August are hot and humid months, your body needs to know what it's like to deal with that for similar periods of time that you may be on the battle field.
- Do you prefer to just throw volleys into the enemies ranks hoping to distract the enemy from something else, or are you the type who attempts to hit a specific person hoping to disrupt enemy leadership structure? The first is simpler, all you need to practice is basic form. There is no real aim involved, just draw, point in the general direction, and let loose. The second however will require a lot more practice if you really want to be your best, take the time and work on your aim.
- **How fast are you?** If the enemy breaks through your front line will you be able to get out of the way quickly and safely with your bow/crossbow and ammo in tow? If you're not a runner perhaps getting in close isn't the best idea. How fast can you go from a resting positing to ready to fire? Holds are common to the battle field, for an archer that means unloading your weapon and taking a knee. They may even become long enough that they may need to uncock your crossbow. When the Lay On is called can you get to a fighting position quickly enough?
- **Are you a Dynamic or a Static archer?** Can you reload and shoot while on the move? You may find yourself in a situation where you must decide, move or die. Being able to reload and shoot effectively while moving can really save you precious time on the battle field. Just remember that if someone has you on the run, for a shot to be counted it only has to completely clear the weapon. Can you hit a moving target? Being able to hit a moving target can be a great asset on the battle field.
- **What is the effective range of your weapon?** Can you reach that enemy commander on the other side of the bridge without stepping onto it? Some types of bows, like the horse bow or the Mongolian bow, have the advantage of being able to travel farther while still using the same poundage of their long bow and recurve cousins. Don't waste ammo on a target you know is just too far away to hit, they'll soon figure out that you're out of range and either attack or move on.

Combat Archery like Heavy Fighting and Fencing is a skill that, if you want to be any good at it, requires practice. I hope you found this helpful and I'll see you on the battlefield. "Calin Macsalny aka as John Mackelvey"

A bit of history on Boules or Petanque, a fun summer game for the whole Family:

"Found on the internet under "Petanque 1151101650" and on also on Wikipedia" by Marguerite von Elfenau

As early as the 6th century BC the ancient Greeks are recorded to have played a game of tossing coins, then flat stones, and later stone balls, called spheristics, trying to have them go as far as possible. brought to Provence by Roman soldiers and sailors. A Roman sepulchre in Florence shows people playing this game, stooping down to measure the points.

After the Romans, the stone balls were replaced by wooden balls. In the Middle Ages, Erasmus referred to the game as globurum, but it became commonly known as boules (i.e. 'balls'), and it was played throughout Europe. King Henry III of England banned the playing of the game by his archers — he wanted them to be practicing archery, not playing boules. In the 14th century, Charles IV and Charles V of France forbade the sport to commoners; only in the 17th century was the ban lifted.

By the 19th century, in England the game had become "bowls" or "lawn bowling". In France it was known as boules and was played throughout the country. The French artist Meissonnier made two paintings showing people playing the game, and Honoré de Balzac described a match in La Comédie Humaine.

How to play the game:

- Pétanque/Boules is played by two teams, where each team consists of one, two, or three players. In the singles and doubles games each player plays with three metal boules. In triples each player uses only two. The area where a petanque game is played is called a "terrain". A game can be played in an open area like a public park, where the boundaries of the terrain are not marked. Or it can be played on a "marked terrain" where the terrain boundaries are marked. In petanque, players throw while standing in a circle. Traditionally, the circle was simply scratched in the dirt.
- A game begins with a coin toss to determine which team plays first. The team that wins the toss begins the game by placing the circle and throwing the jack. The jack must be thrown to a distance of 6-10m from the circle — a jack that is thrown too short or too long must be re-thrown.
- A player from the team that threw the "jack", throws the first boule. Then a player from the opposing team throws a boule. From that point on, the team with the boule that is closest to the jack is said to "have the point". The team that does not have the point, throws the next boule. That team continues to throw boules until it either gains the point, or runs out of boules. If at any point the closest boules from each team are equally distance from the jack, then the team that threw the last boule throws again. If the boules are still equidistant then the teams play alternately until the tie is broken. If the boules are still equidistant at the end of the mène then neither team scores any points.
- The team that won the end, starts the next end. A player from the winning team places (or draws) a circle around the jack. He/she then picks up the jack, stands in the circle, and throws the jack to start the next end. And so forth.....



SUMMER FIGHT PRACTICE ON CAPE COD:

Posted by Richard on May 16, 2016

Hi all I have set Wednesday evenings as open for fight practice at my house on the cape weather permitting.


Say 5 o'clock. 31 Timber Lane Marstons Mills. This Wed 20% chance of rain. Bring a chip or soda or something to throw on the fire if you want to hang out and have diner after the sun goes down.

We have a big fire pit. Like



TRADER JAN'S ARCHERY PRACTICE IS ONGOING:

Every Friday evening,
Check the Barony's FB page for possible cancellations.



EK Royal Round Rankings as of June 26, 2016

Rank	Master Bowmen	SCA Group	Bows	Average
15	Godric fitz Edmond	Smoking Rocks	CCC	83.00
29	Elaina Howys of Morningthorpe	Smoking Rocks	RRR	77.00
34	Cosimo de Venezia	Smoking Rocks	RRR	73.00
57	Bronwyn of the Kings Field	Smoking Rocks	RRR	61.33
119	Alice Rousseau	Smoking Rocks	RRR	38.33
147	Dearbhorgaill ingen Rosa	Smoking Rocks	LLR	24.67

Bows used in top 3 scores: C=Crossbow, L=Longbow, R=Recurve or U=Unknown

Webminister:

Belina LaCousturiere would like you all to contact her with information or additions for the Barony website:
Christine.preciado@outlook.com



Chronicler:

If you have a story, announcement or anything else for our next Kenning Points send it to:
Ruthbechtold@gmail.com



Barony of Smoking Rocks Meeting Minutes May & June 2016

This is an abridged version of the minutes for the full versions please join the Smoking Rocks yahoo groups.

Officers reports

Knight Marshal: Big fight practice just before Roses went well, Roses was good, Ceawlin won the tournament, nobody died.
Summer fight practice every Wednesday at House of Leviathan after 5pm.

Archery: going well, new people attending regularly, good attendance at King and Queen's archery championship, Barony has a new arch forester congratulations go out to Lady Eliana.

Exchequer: The books are balanced and financials have been accepted by Kingdom. There are ongoing discussions with EK about MA and NY state sales tax exemptions, looking into necessary required documentation. We are doing a good job with the 10 day NMS requirements.

Chronicler: Remember to submit articles, announcements and other things you want to have published in quarterly Kenning Points newsletter, send info to Marguerite.

Chatelaine: met many interested folks at Makers Faire, need to keep list and invite them to future Demo's and events.

Web minister: Belina and Shea are working diligently to get things set up, transition has been a bit difficult but all will be fine very soon. Shea will keep supporting when needed. Looking for good deputy.

Steward: Shed is still standing, still working on getting previously approved fill delivered as it is necessary to have vehicle access.

Seneschal: EK is looking for bid for fall crown, K & Q Arts and science championship and Kingdom twelfth night.

Makers Faire demo: Well attended, great display of A & S, fighting demo outside and Fracta Modi played dance music in Auditorium, thanks to all who attended and helped out.

Polling update: Polling went smoothly. Congratulations to Baron's elect Lord Richard Leviathan and Lady Alys Attewater.

Barony Birthday: Great event, this royal progress counted 84 attendees and 42 sat down for the fabulous Persian meal. Sabina thanks everyone who worked hard.

Investiture for Lord Richard and Lady Alys:

The Date is September 3, 2016, a royal progress, the location is the Armenian Camp in Franklin MA. Solskinn and Nest are Autocrats, Haakon will cook. This will be a day event with Heavy list but no Archery possible. Budgets have been approved. Merchants are welcome. This camp is located in Qunitavia and we have their approval.

List Ropes: Several sample list ropes have been introduced to the Barony at the meetings, the Baron has asked for additional estimates. But it looks like there will be a combination of large and small poles for the next meeting to vote on.

Baron and Baroness time: Congratulations to Nest for her induction into the order of the Pelican at K & Q's archery championship. Ceawlin won the tournament of the Roses. Barony could use small period looking Pop up tent to store Baronial items during events.

Several Demo events have been proposed to Molly: A combination fencing/wrestling even is being discussed, this double tourney could be held at the PAL in Fall River. Swansea Library would like us to hold a dance demo between now and September. Fort Tabor has a military event in October, this could be our previously discussed timeline torchlight event. Lyons Club is interested in a medieval dinner event. Friends of Lyle are looking for help with an Art History and Architecture event, this would be mid week and they would like some heavy list fighting.

Next meeting: - July 17, 2016 7 pm at St. Andrews in New Bedford.
-No meeting in August - Sunday September 4th at Yosef's in Westport.
IYS Marguerite


ANNOUNCEMENTS

Vivat Mistress Nest Verch Tangwistel

on her induction into
the **Order of the Pelican.**



Scroll and words by Solskinn
of Smoking Rocks



Congratulations to Mistress Sunnifa Heinreksdottir on her elevation to a **Laurel**

at the Great North Eastern War camp July 9, 2016



VIVAT to Lord Haakon

for his induction into the **Order of the Silver Tiger**
By King Kenric & Queen Avalina at Barony 40th Birthday.



Congratulations to Lady Sabina Luttrell

On her **Court Baronship** by King Kenric and Queen Avalina
At the Great North Eastern War Camp July 9, 2016



VIVAT to Lady Ysabella de Coventry

for her **Award of Arms**
By King Kenric & Queen Avalina at Barony 40th Birthday




Vivat

Lady Marguerite von Elfenau
On her induction into the
Order of the Silver Wheel

By King Kenric & Queen Avalina
Barony 40th Birthday

Words Nest Verch Tangwistel
Scroll by Solskinn of Smoking Rocks



At Barony Birthday Baron Ceawlin & Baroness Molly bestowed the following honors to:

Baron Yosef Alaric
Lady Marguerite von Elfenau
THE ORDER OF THE LEVIATHAN

Baron Wulfhere of Stonemarch:	LORD PROTECTOR
Baron Fergus:	CHAMPION OF THE FENCE
Lady Ammalina Taikkikhzavi	CHAMPION OF ARTS AND SCIENCES

REGNUM

Baron and Baroness

Ceawlin Alreding & Molly Blythe
(Ken Howe & Mali Lim Howe)
508-995-5389 / ceawlin_alreding@comcast.net
malichan9@gmail.com

Chancellor of the Exchequer:

Solskinn (Liz Gerald)
508-295-3734 / solskinn23@yahoo.com

Deputy Exchequer:

Sile Inghean MicCharthaigh (Fran McCarthy Young)

Chancellor Minor:

Open Position

Deputy Chancellor Minor:

Rufus Bowe (George Anzivino)

Chatelain:

Rufus Bowe (George Anzivino)

Chronicler:

Marguerite von Elfenau (Ruth Bechtold)
508-362-6131 / ruthbechtold@gmail.com

Deputy Chronicler

Naia

Knight Marshall:

Master Padraig dubh MacEanruig

Leviathan Pursuivant (Herald):

Amy ferch Rychard (Amy Jump)
amy.jump@hotmail.com

Minister of Arts & Sciences:

Sunnifa Heinreksdottir (Heidi Dougherty)
Acerridge@yahoo.com

Mistress of the Lists:

Nejla Hatice Saima Dogan (Amelia Dogan)
arianfire16@aol.com

Deputy:**Seneschal:**

Eliana Howys of Morningthorpe (Elaine Dennehy)
508- 222-7325 / edenney12@comcast.net

Steward:

Nest Verch Tangwistel

Webmaster:

Belina La Cousturiere (Christine Preciado)

Deputy Webmaster:

Open position

Marguerite von Elfenau (Ruth Bechtold)
Chronicler, Barony of Smoking Rocks
169 Main Street, West Barnstable, MA 02668